

"Queen Fanfare" - 8 count silent move
 *This 8 count silent move happens before the Queen Fanfare is played.
 All ADJUST 8 and halt for "Queen Fanfare"

The grid contains musical notation for a drill. The notation is organized into several lines that curve across the grid from left to right. The notation includes letters (G, F, C, A, X, H, S, B, T), numbers (1-10), and symbols (circles, arrows). The notation is arranged in a series of lines that curve across the grid, representing a musical score for a drill.

Director Viewpoint

PAGE 2

Last set of "Queen Fanfare" and first set of "Crazy Little Thing Called Love"

The grid contains the following musical notation elements:

- Vertical Axis (Time):** Marked from 0 to 30 in increments of 5.
- Horizontal Axis (Pitch):** Marked from 0 to 50 in increments of 5.
- Notes and Symbols:**
 - G:** Notes at various positions, including G₁₃, G₁₄, G₁₅, G₁₆, G₁₇, G₁₈, G₁₉, G₂₀, G₂₁, G₂₂.
 - F:** Notes at positions (40, 42), (45, 44), (45, 46), (45, 48), (45, 50), (45, 52), (45, 54), (45, 56), (45, 58), (45, 60).
 - C:** Notes at positions (35, 34), (35, 36), (35, 38), (35, 40), (35, 42), (35, 44), (35, 46), (35, 48), (35, 50), (35, 52), (35, 54), (35, 56), (35, 58), (35, 60).
 - X:** Notes at positions (30, 31), (30, 33), (30, 35), (30, 37), (30, 39), (30, 41), (30, 43), (30, 45), (30, 47), (30, 49), (30, 51), (30, 53), (30, 55), (30, 57), (30, 59), (30, 61).
 - A:** Notes at positions (35, 36), (35, 38), (35, 40), (35, 42), (35, 44), (35, 46), (35, 48), (35, 50), (35, 52), (35, 54), (35, 56), (35, 58), (35, 60).
 - H:** Notes at positions (40, 41), (40, 43), (40, 45), (40, 47), (40, 49), (40, 51), (40, 53), (40, 55), (40, 57), (40, 59), (40, 61).
 - S:** Notes at positions (45, 46), (45, 48), (45, 50), (45, 52), (45, 54), (45, 56), (45, 58), (45, 60).
 - B:** Notes at positions (50, 51), (50, 53), (50, 55), (50, 57), (50, 59), (50, 61).
 - T:** Notes at positions (55, 56), (55, 58), (55, 60).
 - @:** Notes at positions (50, 51), (50, 53), (50, 55), (50, 57), (50, 59), (50, 61).

Director Viewpoint

PAGE 3
 "Crazy Little Thing Called Love" m. 1-10=40cts.
 All MT 24 (m. 1-6)
 All ADJ 16 (m. 7-10)
 Trombones, Baritone, Sousaphones, Horns
 move half-time (8 steps in 16cts.) if possible.

The grid contains musical notation for a 40-measure piece. The notation is arranged in a pattern that roughly forms the shape of the letters 'G', 'F', 'C', 'B', 'H', 'S', '@', '\$', 'X', and 'A'. Each symbol is accompanied by a number indicating the number of steps (measures) it occupies. For example, 'G' appears at measures 14, 15, 16, 17, 18, 19, 20, 35, 36, 37, 38, 39, 40. 'F' appears at measures 1, 2, 3, 4, 5, 6, 7, 8, 9, 10. 'C' appears at measures 7, 8, 9, 10, 11, 12, 13, 14, 15, 16, 17, 18, 19, 20. 'B' appears at measures 1, 2, 3, 4, 5, 6, 7, 8, 9, 10. 'H' appears at measures 1, 2, 3, 4, 5, 6, 7, 8, 9, 10. 'S' appears at measures 1, 2, 3, 4, 5, 6, 7, 8, 9, 10. '@' appears at measures 1, 2, 3, 4, 5, 6, 7, 8, 9, 10. '\$' appears at measures 1, 2, 3, 4, 5, 6, 7, 8, 9, 10. 'X' appears at measures 1, 2, 3, 4, 5, 6, 7, 8, 9, 10. 'A' appears at measures 1, 2, 3, 4, 5, 6, 7, 8, 9, 10.

Director Viewpoint

PAGE 5

"Crazy Little Thing Called Love"-m.16-22=28cts.

All MT 12 (m.16-18)

All ADJ 16 (m.19-22)

*Trumpets, Baritone, Trombones move half-time m.19-22 (8 steps in 16 cts.)

ADJUSTED PAGE 5

Colorguard 14,15,16,17,18

Flutes, Low Reeds, Alto Saxes, Clarinets

PAGE 6

"Crazy Little Thing Called Love"-m.23-28=24cts.

All ADJ 24 (m.23-28)

*Trumpets HOLD or MT 24 (m.23-28)

ADJUSTED PAGE 6

Flutes, Clarinets, Alto Saxes, Low Reeds

The musical score is presented on a grid with measures numbered 0 to 35. The notation includes:

- Measures 1-9:** Flute parts (F) with notes F₁ through F₉.
- Measures 10-12:** Clarinet parts (X) with notes X₁ through X₄.
- Measures 13-15:** Alto Sax parts (G) with notes G₁₄ through G₁₆.
- Measures 16-18:** Low Reed parts (S, H) with notes S₁₄ through S₁₆ and H₁₅ through H₁₇.
- Measures 19-22:** Trumpet parts (G) with notes G₁₉ through G₂₂.
- Measures 23-28:** Trumpet parts (G) with notes G₂₀ through G₂₅.
- Measures 29-35:** Trumpet parts (T) with notes T₁ through T₆.

Director Viewpoint

PAGE 7

Crazy Little Thing Called Love-m.29-38=40cts.

- 1. All MT or HOLD 8 (m.29-30)
 - 2. Trumpets, Percussion ROTATE 16 (m.31-34) then MT 16 (m.35-38)
- All others MT 16 (m.31-34) then ADJ 16(m.35-38)
ADJUSTED PAGE 7
Colorguard, Flutes, Clarinets, Alto Saxes, Low Reeds

Director Viewpoint

PAGE 8

"Crazy Little Thing Called Love"-m.39-42=16cts.

Music Ensemble ADJ 16 (m.39-42)

*Trumpets and Percussion HOLD 16 (m.39-42)

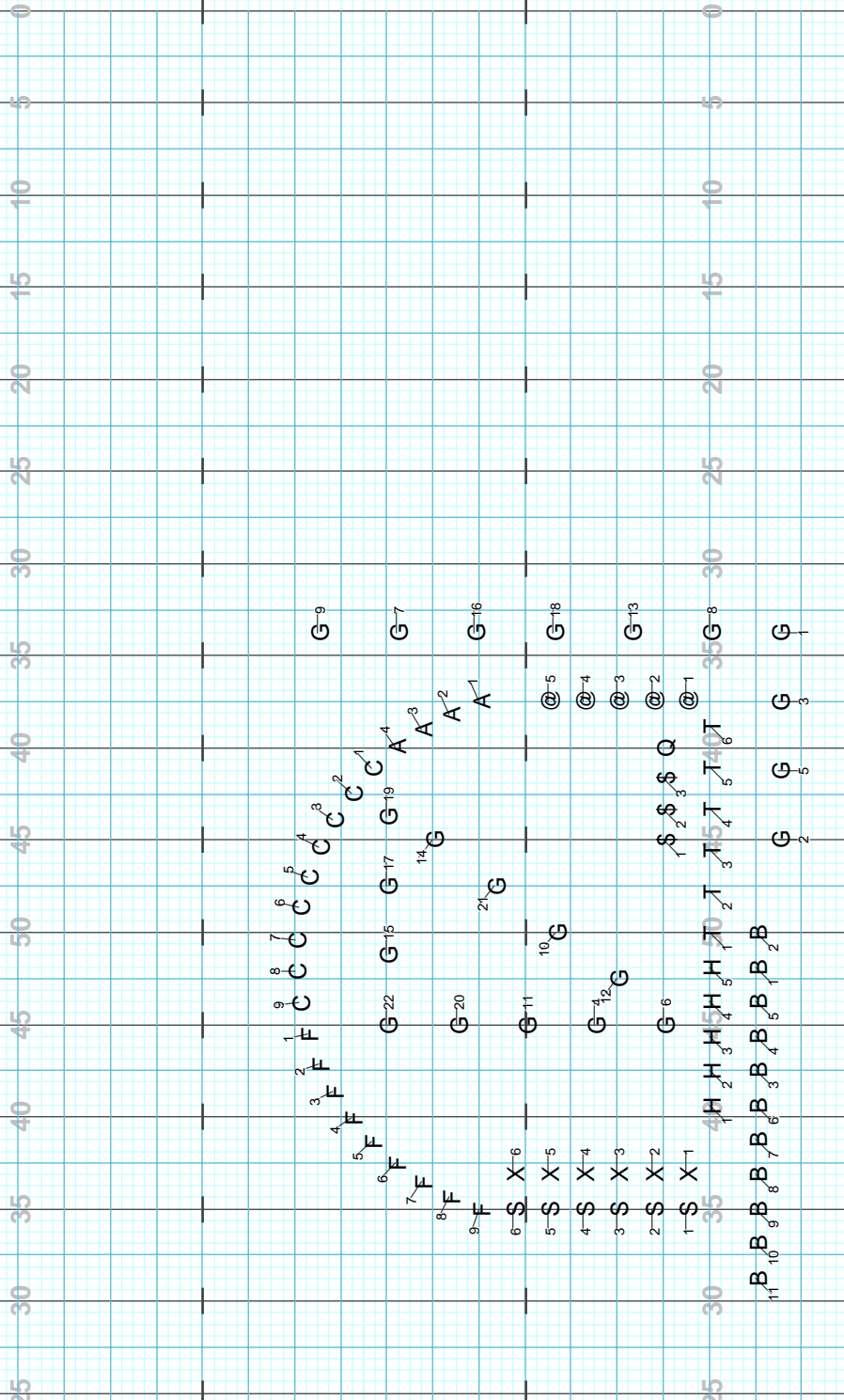
Colorguard ADJ 16 (m.39-42)

ADJUSTED PAGE 8

Everyone except Sousaphones, Low Brass,
Horns

Director Viewpoint

PAGE 10
 LAST SET OF "Crazy Little Thing Called Love"
 FIRST SET OF "Bohemian Rhapsody"
 *This set was adjusted for the Colorguard in the Opener.
 *COLORGUARD GROUP A: 2,3,7,8,9,11,12,17,20
 *COLORGUARD GROUP B:
 1,4,5,6,13,14,15,16,18,19,21,22
 Group A:
 1. Dance 37 cts (Intro) (hit sub-set on 8)
 2. Change Equipment 32 cts (Trumpet solo) (out 16... in 16)
 3. Be in p.12 by HOLD
 Group B:
 1. Change Equip 37cts (Intro) (hit sub-sets on 8 and 21)
 2. Move to p.11 16cts.
 3. Move to p.12 16cts.



Director Viewpoint

TRANSITION SUB-SET 1A
Group A hit this sub-set on count 8.

The score consists of the following notes and symbols:

- Row 1: 1 F, 2 F, 3 F, 4 F, 5 F, 6 F, 7 F, 8 F, 9 F, 10 B, 11 B, 12 B, 13 B, 14 B, 15 B, 16 B, 17 B, 18 B, 19 B, 20 B, 21 B, 22 B, 23 B, 24 B, 25 B, 26 B, 27 B, 28 B, 29 B, 30 B, 31 B, 32 B, 33 B, 34 B, 35 B
- Row 2: 1 C, 2 C, 3 C, 4 C, 5 C, 6 C, 7 C, 8 C, 9 C, 10 G, 11 G, 12 G, 13 G, 14 G, 15 G, 16 G, 17 G, 18 G, 19 G, 20 G, 21 G, 22 G, 23 G, 24 G, 25 G, 26 G, 27 G, 28 G, 29 G, 30 G, 31 G, 32 G, 33 G, 34 G, 35 G
- Row 3: 1 A, 2 A, 3 A, 4 A, 5 A, 6 A, 7 A, 8 A, 9 A, 10 @, 11 @, 12 @, 13 @, 14 @, 15 @, 16 @, 17 @, 18 @, 19 @, 20 @, 21 @, 22 @, 23 @, 24 @, 25 @, 26 @, 27 @, 28 @, 29 @, 30 @, 31 @, 32 @, 33 @, 34 @, 35 @
- Row 4: 1 H, 2 H, 3 H, 4 H, 5 H, 6 H, 7 H, 8 H, 9 H, 10 \$, 11 \$, 12 \$, 13 \$, 14 \$, 15 \$, 16 \$, 17 \$, 18 \$, 19 \$, 20 \$, 21 \$, 22 \$, 23 \$, 24 \$, 25 \$, 26 \$, 27 \$, 28 \$, 29 \$, 30 \$, 31 \$, 32 \$, 33 \$, 34 \$, 35 \$
- Row 5: 1 Q, 2 Q, 3 Q, 4 Q, 5 Q, 6 Q, 7 Q, 8 Q, 9 Q, 10 @, 11 @, 12 @, 13 @, 14 @, 15 @, 16 @, 17 @, 18 @, 19 @, 20 @, 21 @, 22 @, 23 @, 24 @, 25 @, 26 @, 27 @, 28 @, 29 @, 30 @, 31 @, 32 @, 33 @, 34 @, 35 @

Director Viewpoint

TRANSITION SUB-SET 1B
GROUP B HIT THIS SUB-SET ON COUNT 21.

Director Viewpoint

TRANSITION SUB-SET 1C
GROUP B hit this sub-set on ct. 37

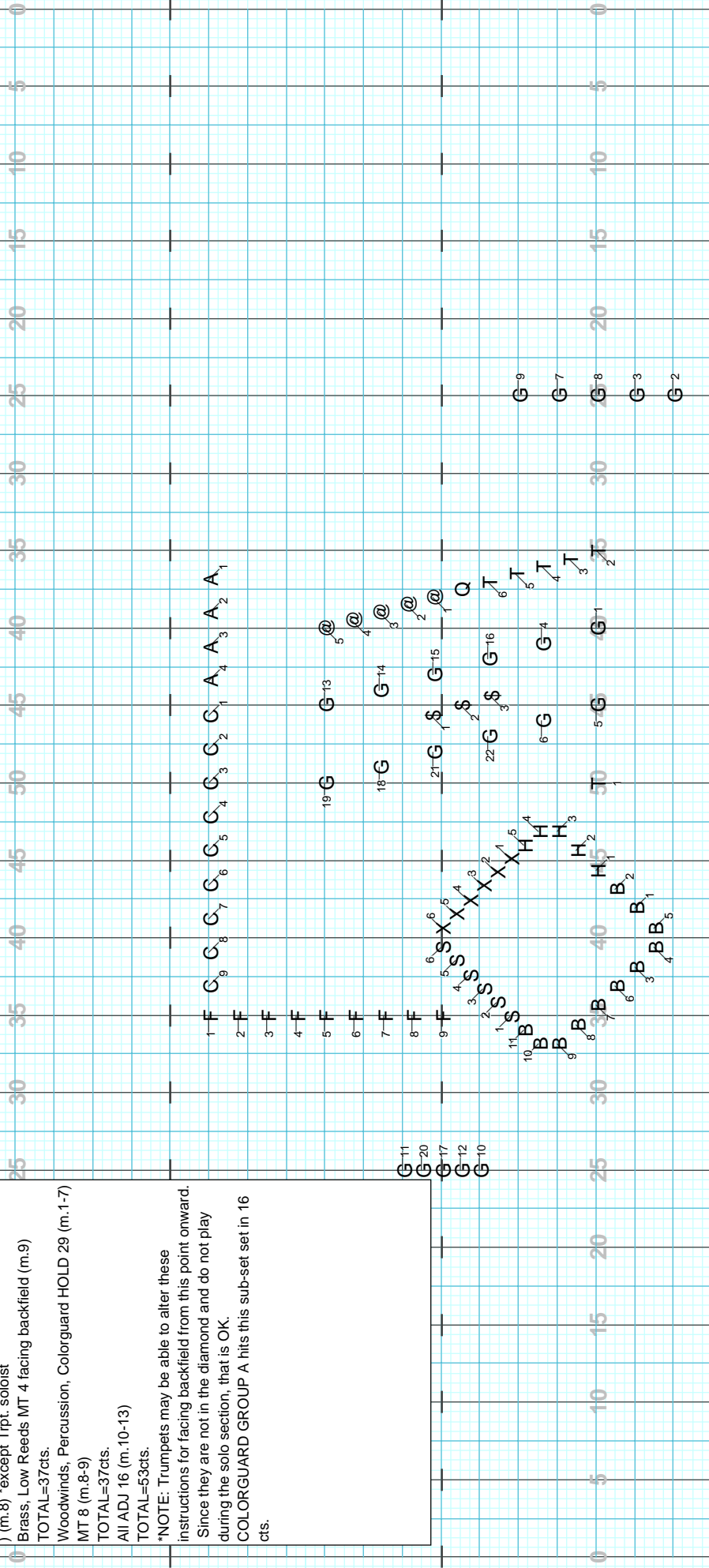
The musical score is written on a grid background. The notation consists of letters and numbers, likely representing notes and fingerings. The letters used include F, C, G, A, H, B, S, X, @, \$, and T. Numbers 1 through 12 are used to indicate fingerings. The score is arranged in a series of lines that curve across the grid. A large white box is present in the upper left quadrant of the grid.

Director Viewpoint

PAGE 11

"Bohemian Rhapsody"-m.1-13=53cts.
 Brass, Low Reeds HOLD 29 (m.1-7)
 Brass, Low Reeds 4ct TURN Left (end facing backfield)
) (m.8) *except Trpt. soloist
 Brass, Low Reeds MT 4 facing backfield (m.9)
 TOTAL=37cts.
 Woodwinds, Percussion, Colorguard HOLD 29 (m.1-7)
 MT 8 (m.8-9)
 TOTAL=37cts.
 All ADJ 16 (m.10-13)
 TOTAL=53cts.

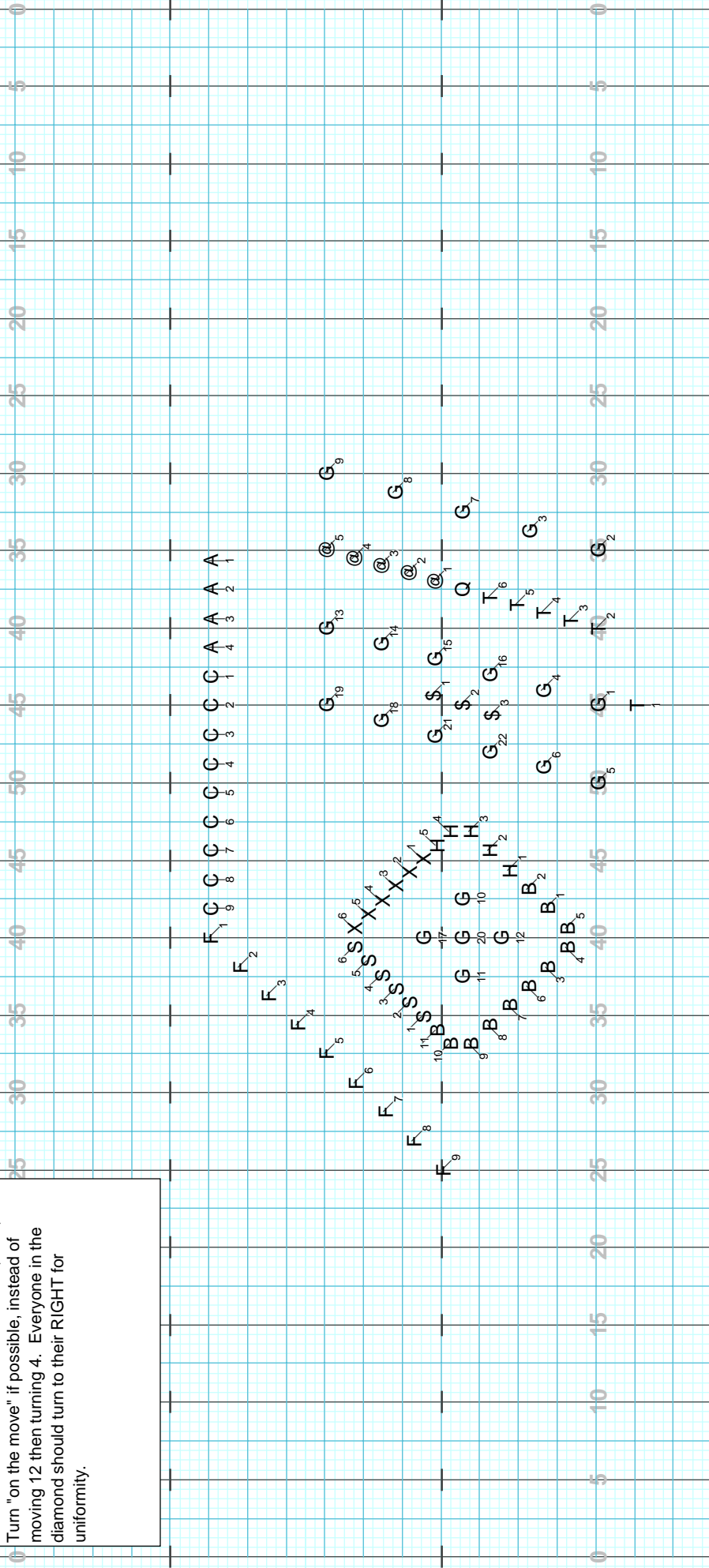
*NOTE: Trumpets may be able to alter these instructions for facing backfield from this point onward. Since they are not in the diamond and do not play during the solo section, that is OK.
 COLORGUARD GROUP A hits this sub-set in 16 cts.



Director Viewpoint

PAGE 12

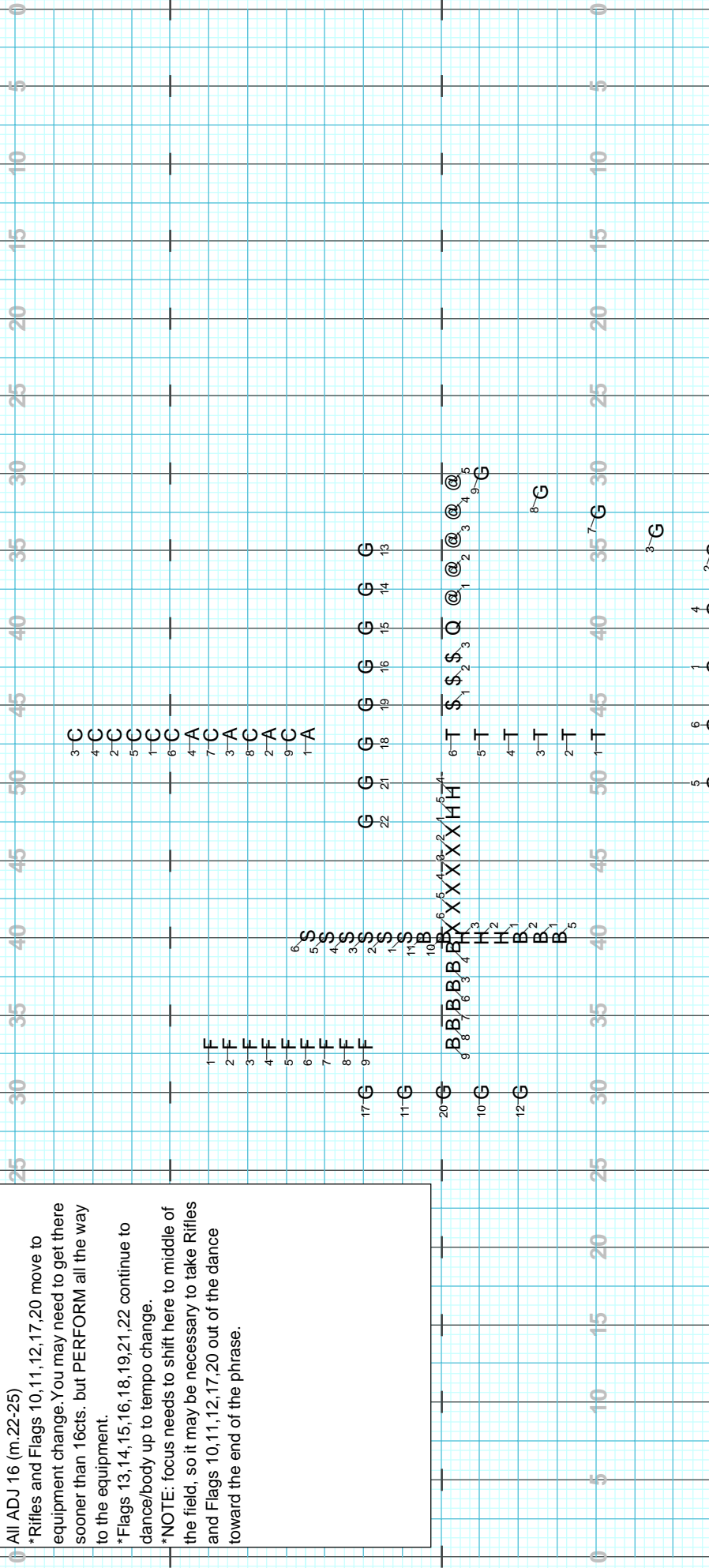
"Bohemian Rhapsody"-m.14-17=16cts.
 All ADJ 16 (m.14-17)
 *BRASS turn back to front last 4 cts. (m.17).
 Turn "on the move" if possible, instead of moving 12 then turning 4. Everyone in the diamond should turn to their RIGHT for uniformity.



Director Viewpoint

PAGE 13

"Bohemian Rhapsody"-m. 18-25=32cts.
 All HOLD 16 (m. 18-21) , left foot forward in 4th Position, and make some GORGEOUS music!
 All ADJ 16 (m. 22-25)
 *Rifles and Flags 10,11,12,17,20 move to equipment change. You may need to get there sooner than 16cts. but PERFORM all the way to the equipment.
 *Flags 13,14,15,16,18,19,21,22 continue to dance/body up to tempo change.
 *NOTE: focus needs to shift here to middle of the field, so it may be necessary to take Rifles and Flags 10,11,12,17,20 out of the dance toward the end of the phrase.



PAGE 14

"Bohemian Rhapsody"-m.26-31=24cts.
Winds, Percussion MT 8 (m.26-27), ADJ 16 (m.28-31)
Colorguard 10,11,12,17,20 HOLD 8 (m.26-27),
ADJ 16 (m.28-31)
All Other Colorguard ADJ 24 (m.26-31)

The grid contains the following characters and their approximate coordinates (row, column):

- Row 1: F₁, F₂, F₃, F₄, F₅, F₆, F₇, F₈, F₉, G₁₇
- Row 2: G₃, G₄, G₂, G₅, G₁, A₄, A₇, A₃, A₂, A₉, G₁₁
- Row 3: S₆, S₅, S₄, S₃, S₂, S₁, S₁₀, B₉, B₈, B₇, B₆, B₅, B₄, B₃, B₂, B₁, X₉, X₈, X₇, X₆, X₅, X₄, X₃, X₂, X₁, H₉, H₈, H₇, H₆, H₅, H₄, H₃, H₂, H₁, T₉, T₈, T₇, T₆, T₅, T₄, T₃, T₂, T₁
- Row 4: Q₁, Q₂, Q₃, Q₄, Q₅, Q₆, Q₇, Q₈, Q₉, Q₁₀, Q₁₁, Q₁₂, Q₁₃, Q₁₄, Q₁₅, Q₁₆, Q₁₇, Q₁₈, Q₁₉, Q₂₀, Q₂₁, Q₂₂
- Row 5: @₁, @₂, @₃, @₄, @₅, @₆, @₇, @₈, @₉, @₁₀, @₁₁, @₁₂, @₁₃, @₁₄, @₁₅, @₁₆, @₁₇, @₁₈, @₁₉, @₂₀, @₂₁, @₂₂
- Row 6: G₁₃, G₁₄, G₁₅, G₁₆, G₁₉, G₁₈, G₂₁, G₂₂
- Row 7: G₁, G₂, G₃, G₄, G₅, G₆, G₇, G₈, G₉
- Row 8: G₁, G₂, G₃, G₄, G₅, G₆, G₇, G₈, G₉, G₁₀, G₁₁, G₁₂
- Row 9: G₁, G₂, G₃, G₄, G₅, G₆, G₇, G₈, G₉, G₁₀, G₁₁, G₁₂
- Row 10: G₁, G₂, G₃, G₄, G₅, G₆, G₇, G₈, G₉, G₁₀, G₁₁, G₁₂

Director Viewpoint

PAGE 15

"Bohemian Rhapsody"-m.32-33=8cts.
 Winds, Percussion ADJ 8 (m.32-33)
 Colorguard 10,11,12,17,20 ADJ 8 (m.32-33)
 Rifles HOLD 8 (m.32-33)
 Colorguard 13,14,15,16,18,19,21,22 HOLD 8 (m.32-33)

The drill pattern is as follows:

- Row 1: F¹ F² C³ C⁴ C⁵ C⁶ C⁷ A⁸ A⁹ A¹⁰ A¹¹ S¹² S¹³ S¹⁴ S¹⁵ S¹⁶ S¹⁷ S¹⁸ S¹⁹ S²⁰ S²¹ S²² S²³ S²⁴ S²⁵ S²⁶ S²⁷ S²⁸ S²⁹ S³⁰ S³¹ S³² S³³ S³⁴ S³⁵
- Row 2: F¹ F² F³ F⁴ F⁵ F⁶ F⁷ F⁸ F⁹ F¹⁰ F¹¹ F¹² F¹³ F¹⁴ F¹⁵ F¹⁶ F¹⁷ F¹⁸ F¹⁹ F²⁰ F²¹ F²² F²³ F²⁴ F²⁵ F²⁶ F²⁷ F²⁸ F²⁹ F³⁰ F³¹ F³² F³³ F³⁴ F³⁵
- Row 3: B¹ B² B³ B⁴ B⁵ B⁶ B⁷ B⁸ B⁹ B¹⁰ B¹¹ B¹² B¹³ B¹⁴ B¹⁵ B¹⁶ B¹⁷ B¹⁸ B¹⁹ B²⁰ B²¹ B²² B²³ B²⁴ B²⁵ B²⁶ B²⁷ B²⁸ B²⁹ B³⁰ B³¹ B³² B³³ B³⁴ B³⁵
- Row 4: X¹ X² X³ X⁴ X⁵ X⁶ X⁷ X⁸ X⁹ X¹⁰ X¹¹ X¹² X¹³ X¹⁴ X¹⁵ X¹⁶ X¹⁷ X¹⁸ X¹⁹ X²⁰ X²¹ X²² X²³ X²⁴ X²⁵ X²⁶ X²⁷ X²⁸ X²⁹ X³⁰ X³¹ X³² X³³ X³⁴ X³⁵
- Row 5: H¹ H² H³ H⁴ H⁵ H⁶ H⁷ H⁸ H⁹ H¹⁰ H¹¹ H¹² H¹³ H¹⁴ H¹⁵ H¹⁶ H¹⁷ H¹⁸ H¹⁹ H²⁰ H²¹ H²² H²³ H²⁴ H²⁵ H²⁶ H²⁷ H²⁸ H²⁹ H³⁰ H³¹ H³² H³³ H³⁴ H³⁵
- Row 6: T¹ T² T³ T⁴ T⁵ T⁶ T⁷ T⁸ T⁹ T¹⁰ T¹¹ T¹² T¹³ T¹⁴ T¹⁵ T¹⁶ T¹⁷ T¹⁸ T¹⁹ T²⁰ T²¹ T²² T²³ T²⁴ T²⁵ T²⁶ T²⁷ T²⁸ T²⁹ T³⁰ T³¹ T³² T³³ T³⁴ T³⁵
- Row 7: Q¹ Q² Q³ Q⁴ Q⁵ Q⁶ Q⁷ Q⁸ Q⁹ Q¹⁰ Q¹¹ Q¹² Q¹³ Q¹⁴ Q¹⁵ Q¹⁶ Q¹⁷ Q¹⁸ Q¹⁹ Q²⁰ Q²¹ Q²² Q²³ Q²⁴ Q²⁵ Q²⁶ Q²⁷ Q²⁸ Q²⁹ Q³⁰ Q³¹ Q³² Q³³ Q³⁴ Q³⁵
- Row 8: @¹ @² @³ @⁴ @⁵ @⁶ @⁷ @⁸ @⁹ @¹⁰ @¹¹ @¹² @¹³ @¹⁴ @¹⁵ @¹⁶ @¹⁷ @¹⁸ @¹⁹ @²⁰ @²¹ @²² @²³ @²⁴ @²⁵ @²⁶ @²⁷ @²⁸ @²⁹ @³⁰ @³¹ @³² @³³ @³⁴ @³⁵

Director Viewpoint

PAGE 16

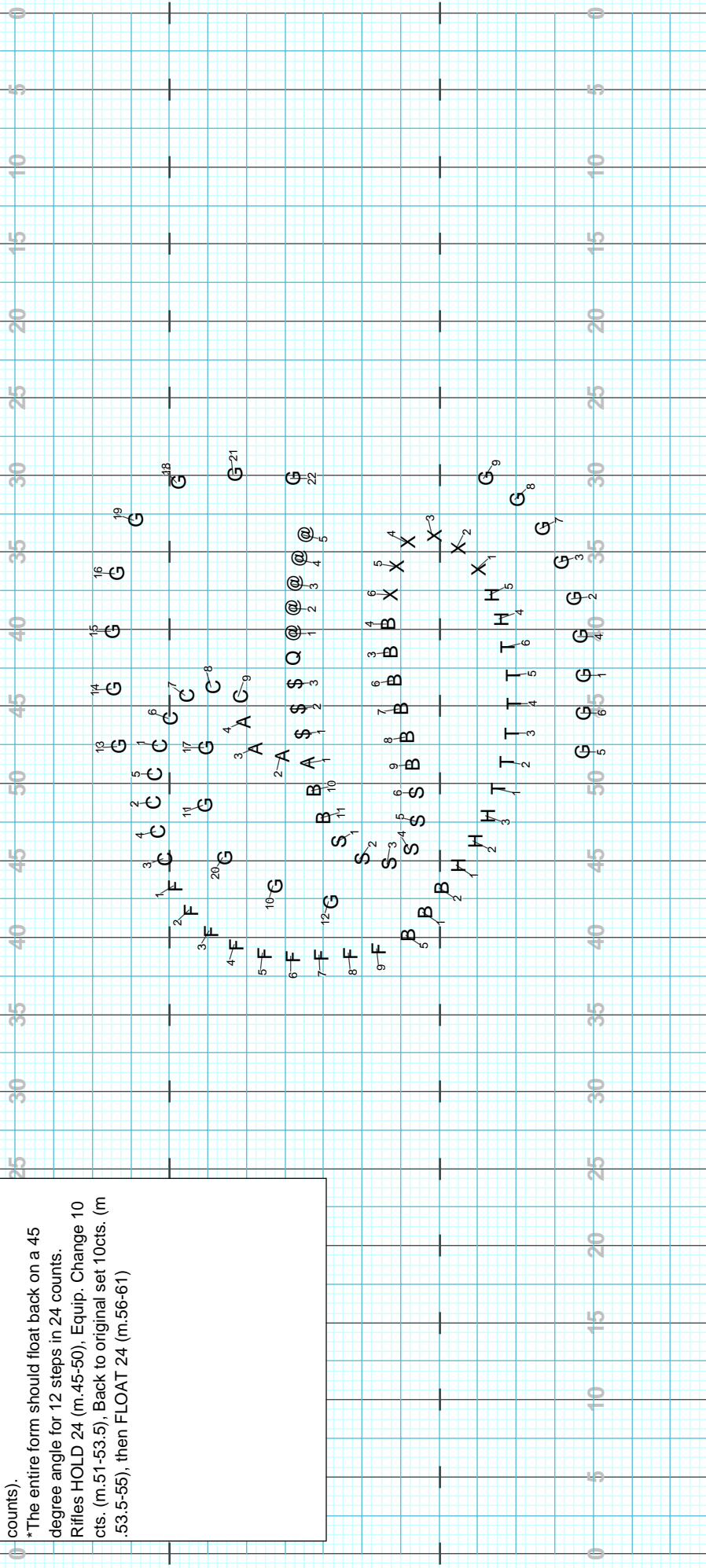
"Bohemian Rhapsody"-m.34-44=42cts.
Winds, Percussion, Rifles HOLD 26 (m.34-40),
ADJ (or Follow-the-Leader) 16 (m.41-44)
Flags ADJ 42 (m.34-44)

The grid contains musical notation for a drill. The top horizontal axis is labeled with measures 25, 30, 35, 40, 45, 50, 55, 60, 65, 70, 75, 80, 85, 90, 95, 100, 105, 110, 115, 120, 125, 130, 135, 140, 145, 150, 155, 160, 165, 170, 175. The left vertical axis is labeled with measures 0, 5, 10, 15, 20, 25, 30, 35, 40, 45, 50, 55, 60, 65, 70, 75, 80, 85, 90, 95, 100, 105, 110, 115, 120, 125, 130, 135, 140, 145, 150, 155, 160, 165, 170, 175. The notation includes letters (F, G, C, A, B, S, H, T, Q, X), numbers (1-20), and symbols like dollar signs and arrows, arranged in a pattern that suggests a sequence of notes or flags.

Director Viewpoint

PAGE 17

"Bohemian Rhapsody"-m.45-61=68cts.
 All HOLD 44 (m.45-55), FLOAT 24 (m.56-61)
 *Move in HALF-TIME (Take 12 steps in 24 counts).
 *The entire form should float back on a 45 degree angle for 12 steps in 24 counts.
 Rifles HOLD 24 (m.45-50), Equip. Change 10 cts. (m.51-53.5), Back to original set 10cts. (m.53.5-55), then FLOAT 24 (m.56-61)



Director Viewpoint

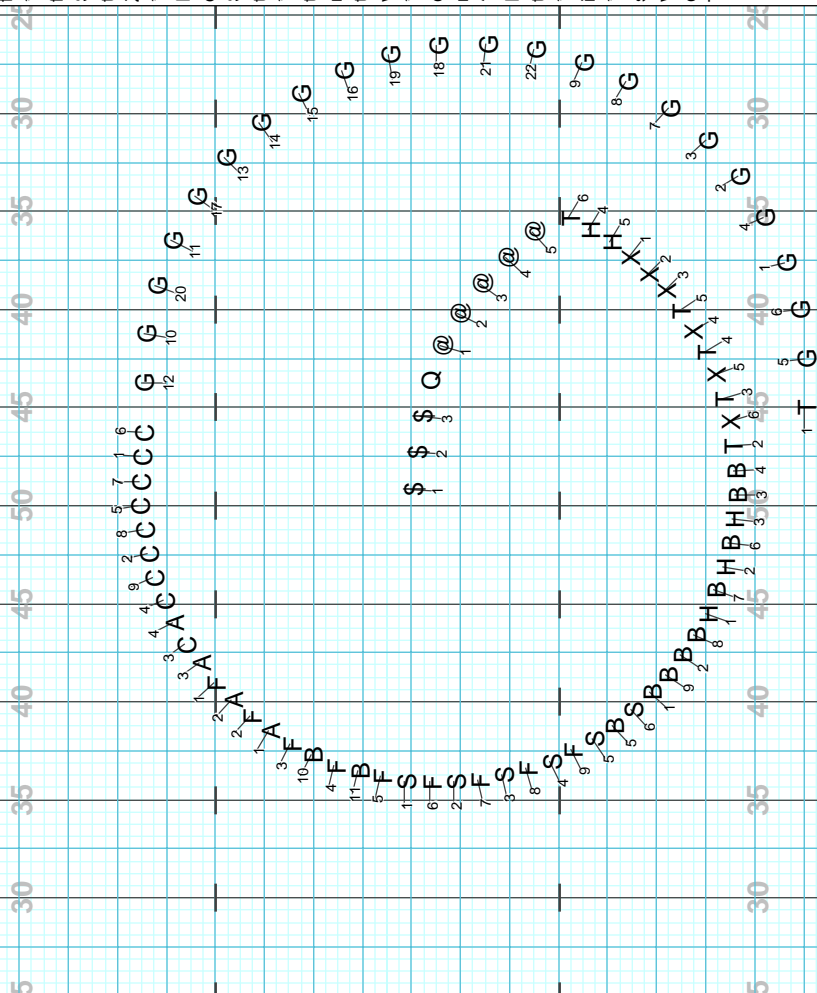
PAGE 18
 "Bohemian Rhapsody"-m.62-65=16cts.
 GRANDIOSO
 All ADJ 16 (m.62-65)
 *16 steps in 16 counts...quarter note=80

Director Viewpoint

PAGE 19

"Bohemian Rhapsody"-m.66-69=18cts.
 Brass, Low Reeds HOLD 3, TURN LEFT 3 (Face Backfield) (m.66), ADJ 12 (m.67-69)
 *Inner Arc of brass moves out to meet Outer Arc
 . Inner Arc should concentrate on maintaining correct INTERVALS.
 *Outer Arc of brass adjusts slightly to accommodate Inner Arc. Outer Arc should concentrate on splitting the intervals that the Inner Arc Provide.
 Woodwinds, Percussion HOLD 6 (Face Forward) (m.66), ADJ 12 (m.67-69)
 *NOTE: Snare 1 may conduct with Right Hand for the brass who are facing backfield.
 Colorguard HOLD 6 (m.66), ADJ 12 (m.67-69)
 *Flags in backfield may have to jazz run or use flutter step to get set. Do Not be late.
 *NOTE:Trumpet Soloist move forward when the band turns backfield.
 *MUSICAL NOTE: Woodwinds facing forward should watch the Drum Major for time. Brass facing backfield should watch Snare 1 for time. NO ONE should listen to other players across the field for time. NO ONE should listen to the front ensemble for time. NO ONE should listen to the soloist for time.

NOTES ABOUT THE ENDING: (m.70-73) 13cts.
 *All performers must hit this set on count 1 of m.70.
 *At count 1 of m.70, Brass and Low Reeds are facing backfield. Woodwinds and Percussion are facing forward.
 *IMMEDIATELY at m.70 (Woodwind Arpeggio), the form will start to dissolve in a ripple beginning with Snare 1 and continuing all the way around and down the form to the Trumpet Soloist. Think of abig spiral " ZIPPER" unzipping into a scatter.
 *The scatter should be a free-time, free-form scatter. Players should move fast/slow and in a variety of directions after they dissolve. DO NOT CLUMP UP. Spread Out. Players should continue to sustain a good tone while scattering.
 *The spiral set will continue to dissolve from m.70 through ct.1 of m.73. At ct.1 of m.73, the whole spiral must be dissolved. It is probably not possible to divide this into counts, since there are only 13 counts to work with. It is more of a timing effect.
 *The last colorguard performer will solo for the last few counts as she gradually becomes the focus. At ct.1 of m.73, this person's choreography should end. ??it might be possible to add a note in the bells (Front Ensemble) on ct.1 of m.73 to coincide with the end of the scatter. This note would be Eflat perhaps??
 *At count 1 of m.73 (release), all performers should go into textured poses.
 *NOTE: Colorguard SABRES in Closer need to use the scatter to move to equipment change. Closer will begin with music ensemble HOLD in this scatter set...with colorguard moving through the scattered musicians. This should help the sabres get into position.



Director Viewpoint

PAGE 10A - SCATTER SET

"Bohemian Rhapsody"-m.70-73=13cts.

All ADJ according to the following counts:

- MOVE on ct.1 = \$1-@5 ; free-form 12
- MOVE on ct.2 = T6-X5 ; free-form 11
- MOVE on ct.3 = X6-B2 ; free form 10
- MOVE on ct.4 = B9-S2 ; free form 9
- MOVE on ct.5 = F6-F1 ; free form 8
- MOVE on ct.6 = A3-C6 ; free form 7
- MOVE on ct.7 = G12-G18 ; free form 6
- MOVE on ct.8 = G21-G6 ; free form 5

Everyone hits this set ct.1 m.73

Director Viewpoint

Director Viewpoint

PAGE 20

"Queen Closer"-m. 1-10=40 cts.

Winds, Percussion HOLD in Scatter set 24 (m. 1-

6), ADJ 16 (m. 7-10)

Flags ADJ 20 (m. 1-5), Change Equipment 4 (m

.6), HOLD 16 (m. 7-10)

*You may need to move in free-time when you adjust to cover more distance in the time you have.

Sabres ADJ 20 (m. 1-5), Change Equipment 4 (m. 6), ADJ 16 (m. 7-10)

*You may need to move in free-time when you adjust to cover more distance in the time you have.

**May want to consider having colorguard that pass through the musicians "interact" with them as they pass by, instead of just running by them.

**

The diagram is a 40x10 grid. The horizontal axis is labeled with numbers 0, 5, 10, 15, 20, 25, 30, 35, 40, 45, 50, 55, 60. The vertical axis is labeled with numbers 0, 5, 10, 15, 20, 25, 30, 35, 40, 45, 50, 55, 60. The letters and numbers are placed as follows:

- Row 1: G₂₂ at (40, 1), G₂₁ at (35, 1), G₂₀ at (30, 1), G₁₇ at (30, 1), G₁₅ at (25, 1), G₁₄ at (25, 1).
- Row 2: G₁₈ at (45, 2), G₁₆ at (40, 2), G₁₃ at (35, 2), G₆ at (30, 2), G₉ at (25, 2), G₈ at (25, 2).
- Row 3: G₁₂ at (45, 3), G₄ at (40, 3), G₃ at (35, 3), G₂ at (30, 3), G₁ at (25, 3), F₁ at (25, 3), F₂ at (25, 3), F₃ at (25, 3), F₄ at (25, 3), F₅ at (25, 3), F₆ at (25, 3), F₇ at (25, 3), F₈ at (25, 3), F₉ at (25, 3), F₁₀ at (25, 3), F₁₁ at (25, 3), F₁₂ at (25, 3), F₁₃ at (25, 3), F₁₄ at (25, 3), F₁₅ at (25, 3), F₁₆ at (25, 3), F₁₇ at (25, 3), F₁₈ at (25, 3), F₁₉ at (25, 3), F₂₀ at (25, 3), F₂₁ at (25, 3), F₂₂ at (25, 3), F₂₃ at (25, 3), F₂₄ at (25, 3), F₂₅ at (25, 3), F₂₆ at (25, 3), F₂₇ at (25, 3), F₂₈ at (25, 3), F₂₉ at (25, 3), F₃₀ at (25, 3), F₃₁ at (25, 3), F₃₂ at (25, 3), F₃₃ at (25, 3), F₃₄ at (25, 3), F₃₅ at (25, 3), F₃₆ at (25, 3), F₃₇ at (25, 3), F₃₈ at (25, 3), F₃₉ at (25, 3), F₄₀ at (25, 3).
- Row 4: G₁₈ at (45, 4), G₁₆ at (40, 4), G₁₃ at (35, 4), G₆ at (30, 4), G₉ at (25, 4), G₈ at (25, 4).
- Row 5: G₁₂ at (45, 5), G₄ at (40, 5), G₃ at (35, 5), G₂ at (30, 5), G₁ at (25, 5), F₁ at (25, 5), F₂ at (25, 5), F₃ at (25, 5), F₄ at (25, 5), F₅ at (25, 5), F₆ at (25, 5), F₇ at (25, 5), F₈ at (25, 5), F₉ at (25, 5), F₁₀ at (25, 5), F₁₁ at (25, 5), F₁₂ at (25, 5), F₁₃ at (25, 5), F₁₄ at (25, 5), F₁₅ at (25, 5), F₁₆ at (25, 5), F₁₇ at (25, 5), F₁₈ at (25, 5), F₁₉ at (25, 5), F₂₀ at (25, 5), F₂₁ at (25, 5), F₂₂ at (25, 5), F₂₃ at (25, 5), F₂₄ at (25, 5), F₂₅ at (25, 5), F₂₆ at (25, 5), F₂₇ at (25, 5), F₂₈ at (25, 5), F₂₉ at (25, 5), F₃₀ at (25, 5), F₃₁ at (25, 5), F₃₂ at (25, 5), F₃₃ at (25, 5), F₃₄ at (25, 5), F₃₅ at (25, 5), F₃₆ at (25, 5), F₃₇ at (25, 5), F₃₈ at (25, 5), F₃₉ at (25, 5), F₄₀ at (25, 5).
- Row 6: G₁₂ at (45, 6), G₄ at (40, 6), G₃ at (35, 6), G₂ at (30, 6), G₁ at (25, 6), F₁ at (25, 6), F₂ at (25, 6), F₃ at (25, 6), F₄ at (25, 6), F₅ at (25, 6), F₆ at (25, 6), F₇ at (25, 6), F₈ at (25, 6), F₉ at (25, 6), F₁₀ at (25, 6), F₁₁ at (25, 6), F₁₂ at (25, 6), F₁₃ at (25, 6), F₁₄ at (25, 6), F₁₅ at (25, 6), F₁₆ at (25, 6), F₁₇ at (25, 6), F₁₈ at (25, 6), F₁₉ at (25, 6), F₂₀ at (25, 6), F₂₁ at (25, 6), F₂₂ at (25, 6), F₂₃ at (25, 6), F₂₄ at (25, 6), F₂₅ at (25, 6), F₂₆ at (25, 6), F₂₇ at (25, 6), F₂₈ at (25, 6), F₂₉ at (25, 6), F₃₀ at (25, 6), F₃₁ at (25, 6), F₃₂ at (25, 6), F₃₃ at (25, 6), F₃₄ at (25, 6), F₃₅ at (25, 6), F₃₆ at (25, 6), F₃₇ at (25, 6), F₃₈ at (25, 6), F₃₉ at (25, 6), F₄₀ at (25, 6).
- Row 7: G₁₂ at (45, 7), G₄ at (40, 7), G₃ at (35, 7), G₂ at (30, 7), G₁ at (25, 7), F₁ at (25, 7), F₂ at (25, 7), F₃ at (25, 7), F₄ at (25, 7), F₅ at (25, 7), F₆ at (25, 7), F₇ at (25, 7), F₈ at (25, 7), F₉ at (25, 7), F₁₀ at (25, 7), F₁₁ at (25, 7), F₁₂ at (25, 7), F₁₃ at (25, 7), F₁₄ at (25, 7), F₁₅ at (25, 7), F₁₆ at (25, 7), F₁₇ at (25, 7), F₁₈ at (25, 7), F₁₉ at (25, 7), F₂₀ at (25, 7), F₂₁ at (25, 7), F₂₂ at (25, 7), F₂₃ at (25, 7), F₂₄ at (25, 7), F₂₅ at (25, 7), F₂₆ at (25, 7), F₂₇ at (25, 7), F₂₈ at (25, 7), F₂₉ at (25, 7), F₃₀ at (25, 7), F₃₁ at (25, 7), F₃₂ at (25, 7), F₃₃ at (25, 7), F₃₄ at (25, 7), F₃₅ at (25, 7), F₃₆ at (25, 7), F₃₇ at (25, 7), F₃₈ at (25, 7), F₃₉ at (25, 7), F₄₀ at (25, 7).
- Row 8: G₁₂ at (45, 8), G₄ at (40, 8), G₃ at (35, 8), G₂ at (30, 8), G₁ at (25, 8), F₁ at (25, 8), F₂ at (25, 8), F₃ at (25, 8), F₄ at (25, 8), F₅ at (25, 8), F₆ at (25, 8), F₇ at (25, 8), F₈ at (25, 8), F₉ at (25, 8), F₁₀ at (25, 8), F₁₁ at (25, 8), F₁₂ at (25, 8), F₁₃ at (25, 8), F₁₄ at (25, 8), F₁₅ at (25, 8), F₁₆ at (25, 8), F₁₇ at (25, 8), F₁₈ at (25, 8), F₁₉ at (25, 8), F₂₀ at (25, 8), F₂₁ at (25, 8), F₂₂ at (25, 8), F₂₃ at (25, 8), F₂₄ at (25, 8), F₂₅ at (25, 8), F₂₆ at (25, 8), F₂₇ at (25, 8), F₂₈ at (25, 8), F₂₉ at (25, 8), F₃₀ at (25, 8), F₃₁ at (25, 8), F₃₂ at (25, 8), F₃₃ at (25, 8), F₃₄ at (25, 8), F₃₅ at (25, 8), F₃₆ at (25, 8), F₃₇ at (25, 8), F₃₈ at (25, 8), F₃₉ at (25, 8), F₄₀ at (25, 8).
- Row 9: G₁₂ at (45, 9), G₄ at (40, 9), G₃ at (35, 9), G₂ at (30, 9), G₁ at (25, 9), F₁ at (25, 9), F₂ at (25, 9), F₃ at (25, 9), F₄ at (25, 9), F₅ at (25, 9), F₆ at (25, 9), F₇ at (25, 9), F₈ at (25, 9), F₉ at (25, 9), F₁₀ at (25, 9), F₁₁ at (25, 9), F₁₂ at (25, 9), F₁₃ at (25, 9), F₁₄ at (25, 9), F₁₅ at (25, 9), F₁₆ at (25, 9), F₁₇ at (25, 9), F₁₈ at (25, 9), F₁₉ at (25, 9), F₂₀ at (25, 9), F₂₁ at (25, 9), F₂₂ at (25, 9), F₂₃ at (25, 9), F₂₄ at (25, 9), F₂₅ at (25, 9), F₂₆ at (25, 9), F₂₇ at (25, 9), F₂₈ at (25, 9), F₂₉ at (25, 9), F₃₀ at (25, 9), F₃₁ at (25, 9), F₃₂ at (25, 9), F₃₃ at (25, 9), F₃₄ at (25, 9), F₃₅ at (25, 9), F₃₆ at (25, 9), F₃₇ at (25, 9), F₃₈ at (25, 9), F₃₉ at (25, 9), F₄₀ at (25, 9).
- Row 10: G₁₂ at (45, 10), G₄ at (40, 10), G₃ at (35, 10), G₂ at (30, 10), G₁ at (25, 10), F₁ at (25, 10), F₂ at (25, 10), F₃ at (25, 10), F₄ at (25, 10), F₅ at (25, 10), F₆ at (25, 10), F₇ at (25, 10), F₈ at (25, 10), F₉ at (25, 10), F₁₀ at (25, 10), F₁₁ at (25, 10), F₁₂ at (25, 10), F₁₃ at (25, 10), F₁₄ at (25, 10), F₁₅ at (25, 10), F₁₆ at (25, 10), F₁₇ at (25, 10), F₁₈ at (25, 10), F₁₉ at (25, 10), F₂₀ at (25, 10), F₂₁ at (25, 10), F₂₂ at (25, 10), F₂₃ at (25, 10), F₂₄ at (25, 10), F₂₅ at (25, 10), F₂₆ at (25, 10), F₂₇ at (25, 10), F₂₈ at (25, 10), F₂₉ at (25, 10), F₃₀ at (25, 10), F₃₁ at (25, 10), F₃₂ at (25, 10), F₃₃ at (25, 10), F₃₄ at (25, 10), F₃₅ at (25, 10), F₃₆ at (25, 10), F₃₇ at (25, 10), F₃₈ at (25, 10), F₃₉ at (25, 10), F₄₀ at (25, 10).

Director Viewpoint

PAGE 21

"Queen Closer"-m. 11-12=8cts.
Winds, Percussion, Sabres ADJ 8 (m. 11-12)
Flags HOLD 8 (m. 11-12)

*Flags need to change to Swing Flags during this hold.

The grid contains musical notation for a drill. The notation is arranged in two main sections, separated by a vertical line at the 25-minute mark. The top section contains letters (G, F, C, A, Q, B, T, H, X, S) and numbers (1-11) indicating counts or measures. The bottom section contains a sequence of letters (G, F, C, A, Q, B, T, H, X, S) with numbers below them, likely representing a sequence of flags or movements. The grid has a time axis at the bottom ranging from 0 to 48 minutes in 5-minute increments.

